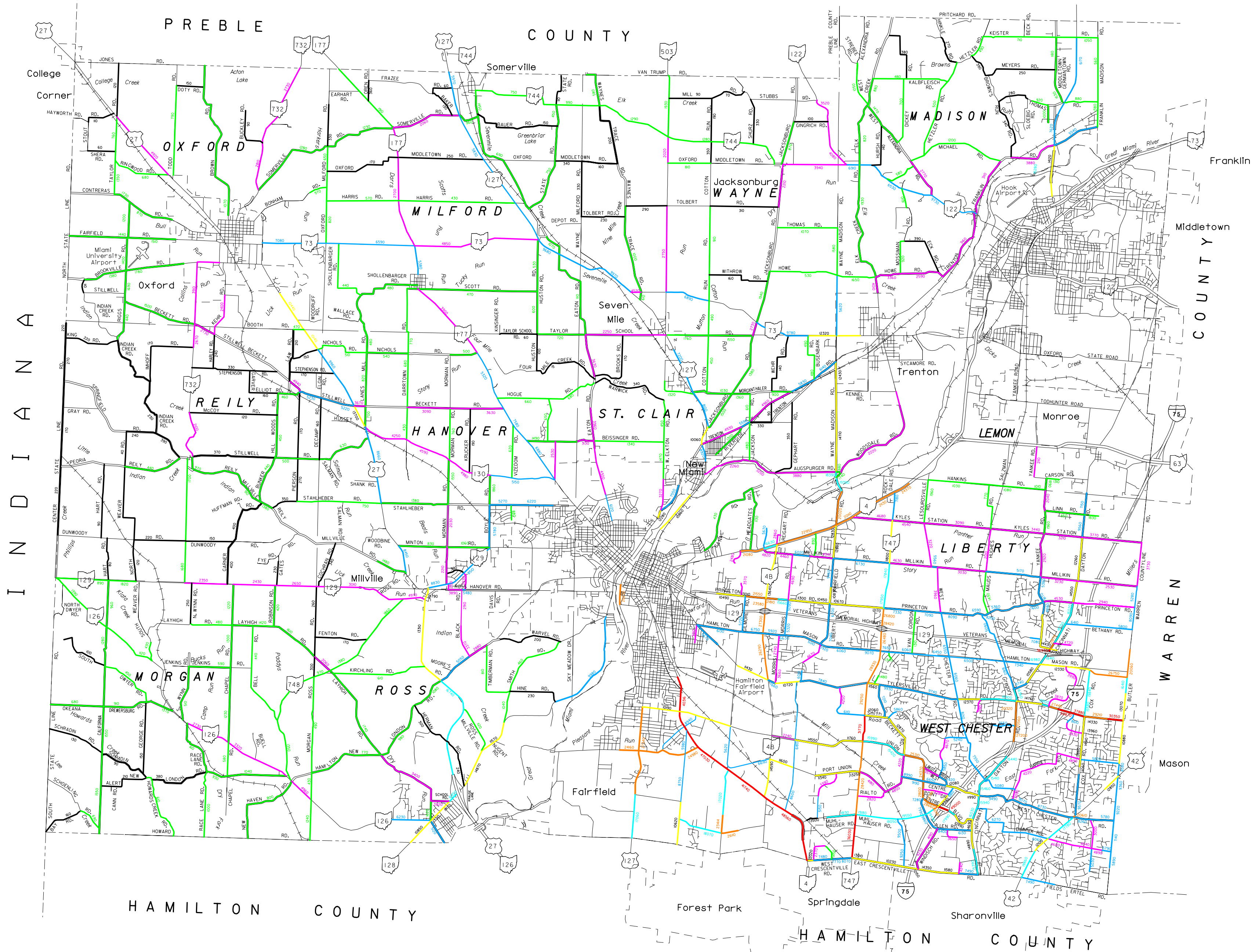


ADT COUNTS

Updated: 12/2017



BUTLER COUNTY ENGINEER'S OFFICE









GREGORY J. WILKENS, P.E., P.S. BUTLER COUNTY ENGINEER

LEGEND

- 0 - 400
- 401 - 2000
- 2001 - 5000
- 5001 - 10000
- 10001 - 15000
- 15001 - 20000
- 20001 - 30000
- 30000 +

MAP LEGEND

- DIVIDED HIGHWAY STATE SYSTEM ONLY
- INTERSTATE  ROUTE 75
- UNITED STATES  ROUTE 20
- STATE  ROUTE 65
- COUNTY C-35 ROADS
- TOWNSHIP T-56 ROADS
- STATE BOUNDARY
- COUNTY BOUNDARY
- TOWNSHIP BOUNDARY
- SECTION LINE
- CORPORATION BOUNDARY
- RAILROAD
- MUNICIPAL & SUB DIVISION STREETS

-  UNINCORPORATED COMMUNITY
-  COMMERCIAL AIRPORTS
-  CLASS II & III AIRPORTS

www.bceo.org