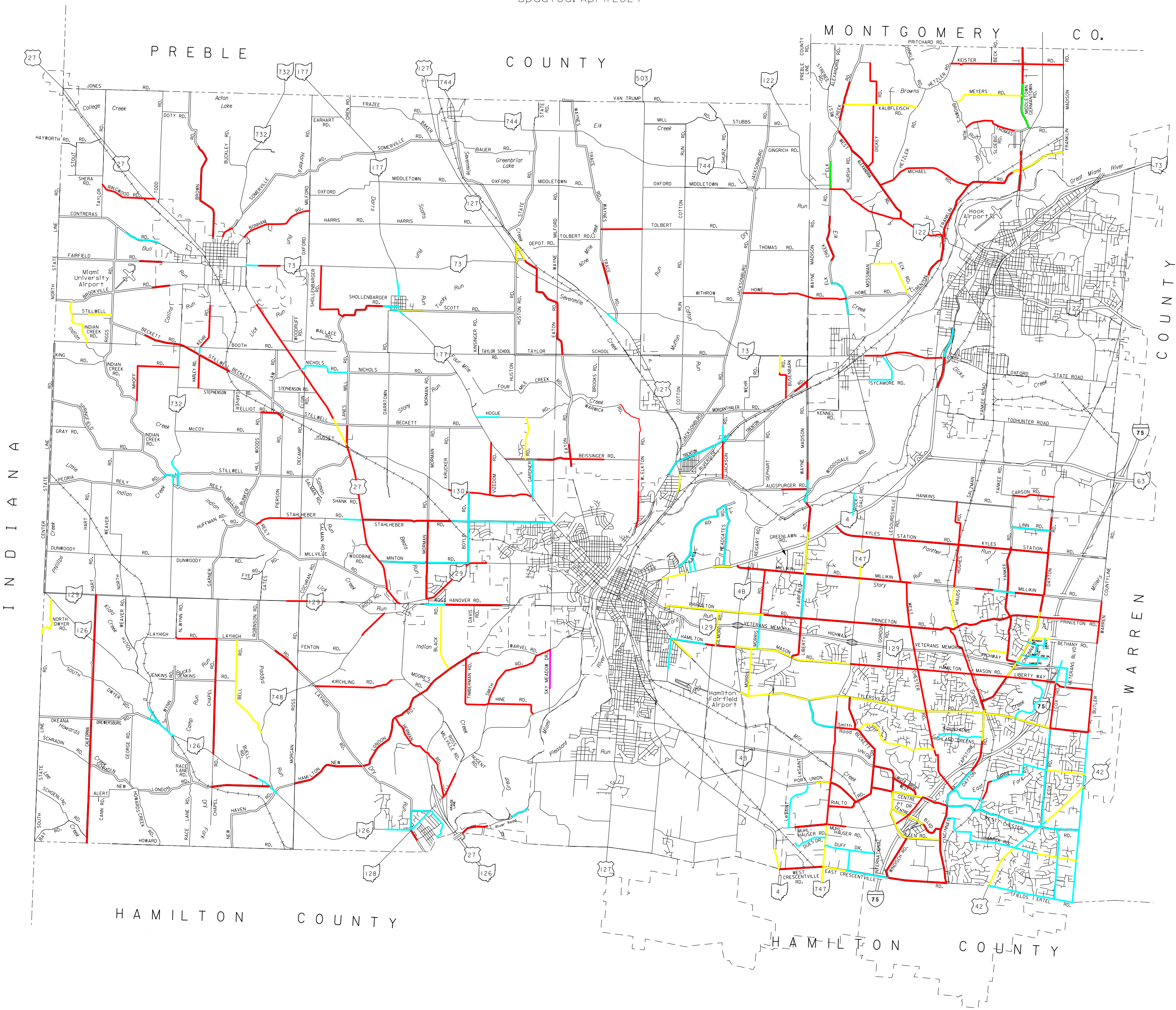


SPEED ZONES

Updated: April 2024



BUTLER COUNTY ENGINEER'S OFFICE



GREGORY J. WILKENS, P.E., P.S. BUTLER COUNTY ENGINEER

www.bceo.org


SPEED LEGEND

- 30 MPH
- 35 MPH
- 40 MPH
- 45 MPH
- 50 MPH

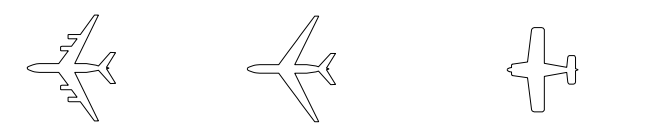
ALL PLATTED SUB-DIVISION STREETS ARE 25 MPH

MAP LEGEND

- DIVIDED HIGHWAY STATE SYSTEM ONLY
- INTERSTATE ROUTE 75
- UNITED STATES ROUTE 20
- STATE ROUTE 65
- COUNTY C-35 ROADS
- TOWNSHIP T-56 ROADS
- STATE BOUNDARY
- COUNTY BOUNDARY
- TOWNSHIP BOUNDARY
- SECTION LINE
- CORPORATION BOUNDARY
- RAILROAD
- MUNICIPAL & SUB DIVISION STREETS



UNINCORPORATED COMMUNITY



COMMERCIAL CLASS I CLASS II & III AIRPORTS